



**cardell**<sup>®</sup>  
DESIGNER  
COLLECTION

design without  
compromise



**ELMONT**  
Maple  
Warm White  
Translucent Driftwood

Cover:  
**DELTONA**  
Maple  
Dove White w/ Cinder Highlight  
Rustic Hickory  
Translucent Driftwood

# Let's make your home happen.

**cardell**  
DESIGNER  
COLLECTION

You've imagined. You're collecting inspiration. You can picture what your new kitchen will look like, and the Cardell Designer Collection gives you expanded choices and elevated design options to bring it to life – *your* life. With premium trend-forward styles, colors and innovative storage solutions, you can build your kitchen to a higher standard with all the features you've envisioned. Cardell cabinetry is offered exclusively at Menards® stores to give you the product you need, the service you deserve, and the peace of mind of FREE in-home delivery and, with Cardell Designer Collection cabinetry, a Lifetime Limited Warranty.\* **Let's get started.**

## DOOR STYLES



30+ styles with  
7 wood types

PAGE  
8

## COLORS/FINISHES



60+ options for  
paints and stains

PAGE  
34

## STORAGE OPTIONS



100+ options to  
mix and match

PAGE  
38

\*Visit [www.cardell.com/resources/warranty/](http://www.cardell.com/resources/warranty/) for complete details.



# FROM START...

Cardell cabinets are built to last. Whether you're working with an installer or rolling up your own sleeves, we help you build your kitchen to a higher standard, with the right styles, colors, quality materials and craftsmanship to design without compromise.



## I-BEAM CONSTRUCTION

Full-depth I-Beam bracing ensures cabinets stay square and sturdy during delivery and installation.



## DOVETAIL DRAWERS

Solid-wood dovetail craftsmanship locks drawer joints securely together for more durable construction.



## OVEN-CURED FINISH

Our Premium Finishing System helps keep color fresh through years of UV rays, cleaning and use.



### CONSTRUCTION:

- Height, width and depth cabinet modifications to 1/16"
- 1/2" engineered-wood box construction – exterior matches door and frame color
- 3/4" solid-wood face frame with gently rounded interior edges
- Natural wood-grain laminate interior for easy cleaning
- I-beam construction for strength in shipping and installation
- 3/4"-thick full-depth shelves for durability

### DRAWERS:

- Sturdy dovetail-drawer-box
- Blum® 90-lb.-rated under-mount, full-extension drawer runners
- Soft-closing drawer runners to reduce noise and pinched fingers
- Permaset Bumpers cushion for a quiet close

### DOORS:

- Soft-closing doors with Blum® 6-way-adjustable hinge; closes with just a tap
- Permaset Bumpers cushion for a quiet close

**LIFETIME  
LIMITED  
WARRANTY\***


\* Visit [www.cardell.com/resources/warranty/](http://www.cardell.com/resources/warranty/) for complete details.

Blum® is a registered trademark of Julius Blum GmbH.

...TO BEAUTIFUL FINISH.



## SIMPLE STEPS TO YOUR PERFECT SPACE



### GET INSPIRED.

Come in with photos, images you've found online and sketches. Knowing the kind of result you're looking for will help the process along.



### TAKE MEASUREMENTS.

Start by measuring the width and height of every wall, beginning in a corner and working clockwise. Look for measuring tips and graph paper at the back of the brochure to sketch your ideas in this guide.



### CREATE YOUR DESIGN.

A Menards® Team Member will work with you to create your design, using 3D imaging to develop a free rendering of your plan, so you can see it before you buy it.



### PLACE YOUR ORDER.

A Menards® Team Member will help with your entire kitchen, from a new sink and appliances to countertops and accessories to complement your new cabinetry. The Cardell® cabinetry team will take care of your cabinetry delivery needs.



### FREE IN-HOME DELIVERY SERVICE.

Once your order is placed, we'll schedule your FREE In-Home Delivery Service at a date and time convenient for you, about 4 weeks after you place your order. We'll also keep you well informed with a dedicated Cardell Guest Services contact.

# KNOW THE BASICS.

As you begin making decisions, keep in mind these common door characteristics and how they suit your tastes and environment.

## FRAME STYLE



**MITERED**



**COPE AND STICK**

## SQUARE



## ROMAN



---

## PANEL STYLE

Our door designs come in three panel styles that have an impact on the overall look of your space.



**SLAB**

Slab-style doors have the look of a solid center panel with no ornamentation.



**RECESSED**

A recessed panel door has a flat center panel set back inside the frame of a door.



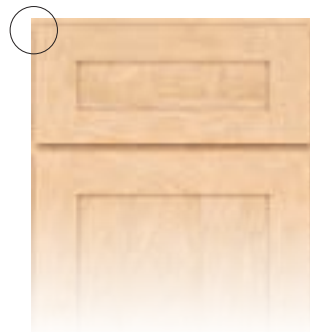
**RAISED**

A raised panel has an elevated center panel and is somewhat decorative.

---

## OVERLAY

Overlay refers to how much of the door and drawer fronts cover the cabinetry frame. Hardly any of the frame will be visible behind a full-overlay door, while half-overlay doors leave more room around the frame.



**FULL-OVERLAY**

A full-overlay door has very little frame showing around each door and drawer front for a seamless look.



**HALF-OVERLAY**

This style shows some cabinet frame around each door front.

# CONSIDER WOOD TYPES.

The species of wood you choose makes as much of an impact as the style of cabinetry. Each type holds finishes differently and boasts its own unique grain and characteristics. For more information on wood species and what to expect, visit [cardell.com](http://cardell.com).



## **RUSTIC ALDER (RA)**

Commonly used for a rugged look, with knotholes, burls and mineral streaks. Can create a modern industrial look with a darker finish.



## **MAPLE (M)**

A go-to wood species—very uniform and predictable. Therefore takes lighter stain and paint colors well.



## **CHERRY (C)**

Brings a rich, elegant feel. Common in fine furniture. Darkens or “mellows” with age. May contain small knots for added character.




## **OAK (O)**

Another popular, versatile wood with rich textures and grain patterns that lends itself to practically any application.



## **HICKORY (H)**

The hardest wood with the widest color variation. Random burls, knots and mineral streaks give each hickory kitchen a unique sensibility.



## **QUARTERSAWN OAK (QO)**

This technique of cutting a tree at a nearly 90° angle creates a parallel and orderly feel to the grain — as opposed to the natural variances in the grain you’ll find with traditional woods.



## **RUSTIC HICKORY (RH)**

Includes a combination of open knots, wormholes, dramatic color contrast and mineral streaks. These characteristics occur naturally.

Take a look at our popular Deltona door shown below. Note how each wood species holds the Natural stain finish differently, highlighting its grain and characteristics.



*Cherry*



*Maple*



*Oak*



*Rustic Alder*



*Rustic Hickory*





**HANNAFORD**  
Maple  
Dove White w/ Cinder  
Highlight



**ELMONT**  
Maple  
Warm White



**LAKERIDGE**  
Cherry  
Slate



**NEW  
STYLE!**

**HENSON**  
Maple  
Warm White  
Riverbed  
Barley Suede



# FIND YOUR STYLE.

**cardell**<sup>®</sup>  
DESIGNER  
COLLECTION

With 30+ options, the Cardell Designer Collection brings you modern and classic looks ready to be finished to fit your unique space and style. Whether it's a simple profile or a more ornate design, use the information and images on the following pages to help you hone in on the look that's right for you.

Look for this chart on each page for specific details for each style.

FRAME:	CENTER PANEL:	OVERLAY:	WOOD:
COPE AND STICK	VENEER RECESSED	FULL OR HALF	CHERRY , HICKORY, MAPLE AND OAK




# HENSON

NEW  
STYLE!



FRAME: COPE AND STICK	CENTER PANEL: SOLID RECESSED	OVERLAY: FULL	WOOD: CHERRY AND MAPLE
-----------------------------	------------------------------------	------------------	------------------------------



Optional deluxe  
recessed drawer front



Upper cabinet door



HENSON  
Maple  
Barley Suede



HENSON  
Maple  
Warm White  
Riverbed

NEW  
STYLE!

ELMONT



FRAME:  
COPE AND  
STICK

CENTER PANEL:  
SOLID  
RECESSED

OVERLAY:  
FULL  
AND  
HALF

WOOD:  
CHERRY  
AND MAPLE



*Optional classic  
drawer front*



*Upper cabinet door*

ELMONT  
Maple  
Warm White  
Translucent Driftwood



# FORESTVILLE



FRAME:  
SLAB

CENTER PANEL:  
VENEER  
SLAB

OVERLAY:  
FULL

WOOD:  
CHERRY,  
MAPLE AND  
OAK



*Upper cabinet door*



FORESTVILLE  
Oak  
Natural



*Think about storage options for kitchen and bath areas, including open shelves, drawer organizers, or other pull-out storage. See options on pages 38-43.*

FORESTVILLE  
Oak  
Natural

# LAKERIDGE



LAKERIDGE  
Cherry  
Slate



FRAME:  
COPE AND  
STICK

CENTER PANEL:  
VENEER  
RECESSED

OVERLAY:  
FULL  
OR  
HALF

WOOD:  
CHERRY,  
HICKORY,  
MAPLE AND  
OAK



LAKERIDGE  
Cherry  
Slate



Half overlay



Optional drawer front  
available in  
both overlays



Upper cabinet door



# TIMBLIN



FRAME:  
COPE AND  
STICK

CENTER PANEL:  
VENEER  
RECESSED

OVERLAY:  
FULL

WOOD:  
CHERRY, MAPLE,  
QUARTERSAWN  
OAK AND  
RUSTIC ALDER



Optional 5-piece  
drawer front



Upper cabinet door



*Consider complementary colors in the same environment, as well as unique storage configurations featuring drawers and built-in shelves.*

**TIMBLIN**  
Rustic Alder  
Husk



**TIMBLIN**  
Maple  
Pebble Grey



## PALMER



**PALMER**  
Quartersawn Oak  
Baltic

Great cabinets aren't just for kitchens. Create a cohesive look with a mud room or entryway with storage for shoes, boots, coats and more.



FRAME:  
COPE AND  
STICK

CENTER PANEL:  
SOLID  
RECESSED

OVERLAY:  
FULL

WOOD:  
CHERRY, MAPLE,  
QUARTERSAWN  
OAK AND  
RUSTIC ALDER



Optional 5-piece  
drawer front



Upper cabinet door

# GLENSHAW



FRAME:  
COPE AND  
STICK

CENTER PANEL:  
VENEER  
RECESSED

OVERLAY:  
FULL  
OR  
HALF

WOOD:  
CHERRY,  
MAPLE, OAK  
AND RUSTIC  
ALDER

A variety of glass door options are available within each style, from traditional mullions to zinc coming to full tempered glass. Visit [cardell.com](http://cardell.com) for options.



GLENSHAW  
Maple  
Linen



Half overlay



Optional drawer front  
available in  
both overlays



Upper cabinet door  
available in  
both overlays



Roman upper cabinet  
door available in  
both overlays

# SILSBEE



**SILSBEE**  
Maple  
Pebble Grey



*Consider how different crown moldings can finish the look or complement the door style.*



FRAME:  
COPE AND  
STICK

CENTER PANEL:  
VENEER  
RECESSED

OVERLAY:  
FULL

WOOD:  
CHERRY,  
MAPLE, OAK  
AND RUSTIC  
ALDER



Optional drawer front



Upper cabinet door



# ROCKNEY



FRAME: COPE AND STICK	CENTER PANEL: VENEER RECESSED	OVERLAY: FULL	WOOD: CHERRY AND MAPLE
-----------------------------	-------------------------------------	------------------	------------------------------



Optional 5-piece  
drawer front



Upper cabinet door



A variety of glass door options are available within each door style, from traditional mullions (shown here) to zinc coming to full tempered glass. Visit [cardell.com](http://cardell.com) for options.

ROCKNEY  
Maple  
Lagoon

# CORBUS



CORBUS  
Maple  
Molasses



FRAME: MITERED	CENTER PANEL: VENEER RECESSED	OVERLAY: FULL	WOOD: CHERRY AND MAPLE
-------------------	-------------------------------------	------------------	------------------------------



CORBUS  
Maple  
Molasses



Optional 5-piece  
drawer front



Upper cabinet door



# SUNFIELD



FRAME:  
MITERED

CENTER PANEL:  
VENEER  
RECESSED

OVERLAY:  
FULL

WOOD:  
CHERRY AND  
MAPLE



*Optional drawer front*



*Upper cabinet door*



**SUNFIELD**  
Cherry  
Cannon Grey



# HANNAFORD



See more  
and explore at  
[cardell.com](http://cardell.com).

See corner cabinet storage  
options on pages 39-40.

**HANNAFORD**  
Maple  
Dove White w/  
Cinder Highlight



FRAME: MITERED	CENTER PANEL: VENEER RECESSED	OVERLAY: FULL	WOOD: CHERRY AND MAPLE
-------------------	-------------------------------------	------------------	------------------------------



*Upper cabinet door*

# JUVARRA



FRAME: MITERED	CENTER PANEL: VENEER RECESSED	OVERLAY: FULL	WOOD: CHERRY AND MAPLE
-------------------	-------------------------------------	------------------	------------------------------



Upper cabinet door



JUVARRA  
Maple  
Saddle



# BRESSLER



**BRESSLER**  
Maple  
Praline with Onyx Glaze



**BRESSLER**  
Maple  
Praline with Onyx Glaze



FRAME:  
COPE AND  
STICK

CENTER PANEL:  
SOLID  
BEADED  
RECESSED

OVERLAY:  
FULL

WOOD:  
CHERRY,  
HICKORY,  
MAPLE AND  
OAK



*Optional 5-piece  
drawer front*



*Upper cabinet door*



# FOX VALLEY



FRAME:  
COPE AND  
STICK

CENTER PANEL:  
VENEER  
RAISED

OVERLAY:  
FULL  
AND  
HALF

WOOD:  
CHERRY,  
HICKORY,  
MAPLE AND OAK



FOX VALLEY  
Maple  
Greyloft  
Dove White



Standard drawer front  
in half overlay



Optional drawer front  
available in  
both overlays



Upper cabinet door  
available in  
both overlays



Roman upper cabinet  
available in  
both overlays

# DELTONA



*Different woods and finishes can greatly change the look of each style. Consider your wood options and compare wood species at [cardell.com](http://cardell.com) or in store at Menards.*

**DELTONA**  
Hickory  
Kaffé




FRAME:  
COPE AND  
STICK

CENTER PANEL:  
SOLID  
RAISED

OVERLAY:  
FULL

WOOD:  
CHERRY, MAPLE,  
OAK, RUSTIC  
ALDER AND  
RUSTIC HICKORY



*Optional 5-piece  
drawer front*



*Upper cabinet door*



# KNOWLTON



FRAME:  
COPE AND  
STICK

CENTER PANEL:  
SOLID  
RAISED

OVERLAY:  
FULL

WOOD:  
CHERRY AND  
MAPLE



Upper cabinet door



KNOWLTON  
Cherry  
Peppercorn

*Why limit your look to just one color?  
Contrast light and dark finishes to  
create areas of focus by using more  
than one color or finish technique.*

KNOWLTON  
Maple  
Aged River Rock



# MONTILLA



MONTILLA  
Hickory  
Saddle



FRAME:  
COPE AND  
STICK

CENTER PANEL:  
SOLID  
RAISED

OVERLAY:  
FULL  
AND  
HALF

WOOD:  
CHERRY,  
HICKORY,  
MAPLE AND  
OAK



MONTILLA  
Cherry  
Vintage Onyx



Standard drawer front in  
half overlay



Optional 5-piece  
front drawer available  
in both overlays



Upper cabinet door  
available in  
both overlays



Roman upper  
cabinet door available  
in both overlays

# JOLINA



FRAME: MITERED	CENTER PANEL: SOLID RAISED	OVERLAY: FULL	WOOD: CHERRY AND MAPLE
-------------------	----------------------------------	------------------	------------------------------



*Upper cabinet door*



**JOLINA**  
Maple  
Aged Concrete



# CAPSTONE



FRAME:  
MITERED

CENTER PANEL:  
SOLID  
RAISED

OVERLAY:  
FULL

WOOD:  
CHERRY  
AND MAPLE



*Upper cabinet door*

CAPSTONE  
Cherry  
Distressed Moonshine



# ROTHERHAM



FRAME: MITERED	CENTER PANEL: SOLID RAISED	OVERLAY: FULL	WOOD: CHERRY AND MAPLE
-------------------	----------------------------------	------------------	------------------------------



*Upper cabinet door*



ROTHERHAM  
Cherry  
Ginger w/ Sable Glaze

# COLFAX



COLFAX  
Cherry  
Chocolate w/ Ebony Glaze



*Consider how different crown mouldings can finish the look or complement the door style.*



COLFAX  
Cherry  
Chocolate w/ Ebony Glaze  
Maple  
Canvas w/ Cocoa Highlight



FRAME: MITERED	CENTER PANEL: SOLID RAISED	OVERLAY: FULL	WOOD: CHERRY AND MAPLE
-------------------	----------------------------------	------------------	------------------------------



*Upper cabinet door*




FORESTVILLE



LAKERIDGE  
FULL-OVERLAY



LAKERIDGE  
HALF-OVERLAY



TIMBLIN\*



PALMER\*

# WHICH CARDELL STYLE CAUGHT YOUR EYE?




GLENSHAW  
FULL-OVERLAY



GLENSHAW  
HALF-OVERLAY



GLENSHAW  
ROMAN FULL-OVERLAY



GLENSHAW  
ROMAN HALF-OVERLAY



SILSBEE



ROCKNEY\*



CORBUS



SUNFIELD



HANNAFORD



JUVARRA






BRESSLER\*




FOX VALLEY  
FULL-OVERLAY\*



FOX VALLEY\*  
HALF-OVERLAY



FOX VALLEY  
ROMAN FULL-OVERLAY



FOX VALLEY  
ROMAN HALF-OVERLAY

PICTURE IT WITH PAINTS AND STAINS ONLINE.

[www.cardell.com](http://www.cardell.com)




DELTONA\*



KNOWLTON



MONTILLA\*  
FULL-OVERLAY



MONTILLA\*  
HALF-OVERLAY



MONTILLA  
ROMAN FULL-OVERLAY



MONTILLA  
ROMAN HALF-OVERLAY




COLFAX



CAPSTONE



JOLINA



ROTHERHAM

\* shown with optional drawer front

FINISHES.

## CHOOSE YOUR PAINT.

The Cardell® Designer Collection gives you an array of colors, hues and hand-applied techniques for both modern and classic looks, all topped off by our Premium Finishing System for extra durability.



### PAINTS WITH SUEDE TOPCOAT

A Suede topcoat softens the tone of the paint with a matte finish. Like our standard topcoat, a Suede topcoat provides durability and resistance to scuffs, stains, UV fade and cleaning chemicals.



### VINTAGE PAINT

A finish that gives a painted door a sense of history and the feeling of being well-loved. The door's distressed and sanded corners allow a little of the original wood to show through.

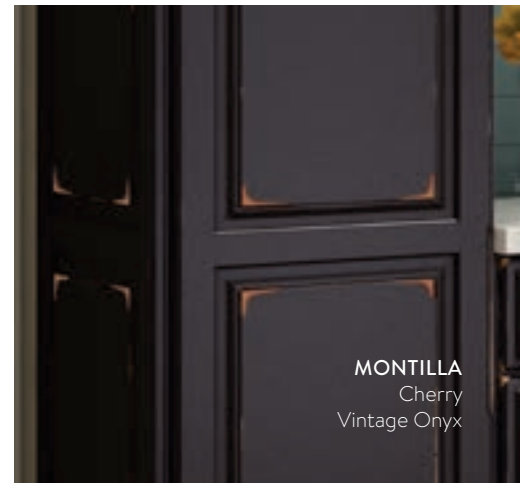


### PAINTS WITH HIGHLIGHTS

The highlight technique adds visual depth and interest in the corners, crevices and ridges of the cabinetry, bringing out unique qualities of each design. Since it's applied by hand, no two doors are exactly the same.



**GLENSHAW**  
Maple  
Linen



**MONTILLA**  
Cherry  
Vintage Onyx



**ROCKNEY**  
Maple  
Lagoon

FINISHES.

## OR CHOOSE YOUR STAIN.



### STAINS WITH SUEDE TOPCOAT

A Suede topcoat softens the overall color tone of a stain with a matte finish. Like our standard topcoat, a Suede topcoat provides durability and resistance to scuffs, stains, UV fade and cleaning chemicals.




### STAINS WITH GLAZE

Glazing adds depth and dimension to a door. It's done by hand-spraying a flood coat of glaze over the entire base stain, then hand-wiping and detailing the door so the glaze stays in the cracks, crevices and grain-lines.




### DISTRESSED STAIN

Distressing mimics the imperfections of reclaimed wood by adding wormholes, softened corners, rasped edges and other deliberate methods of loosening the sense of uniformity, all done by hand. A Suede topcoat is standard.



**PALMER**  
Quartersawn Oak  
Baltic



**DELTONA**  
Rustic Alder  
Praline




























**BRESSLER**  
Maple  
Praline with Onyx Glaze




# FINISHES.




























## STAIN

	Natural RA, C, H, RH, M, O, QO	Honey Spice RA, C, H, RH, M, O, QO	Barley RA, C, H, RH, M, O, QO	Ginger RA, C, H, RH, M, O, QO	Praline RA, C, H, RH, M, O, QO	Chocolate RA, C, M	Husk RA, C, H, RH, O, QO	Baltic RA, C, O, QO	Cognac RA, C, H, RH, M, O, QO
STANDARD STAIN:									
DISTRESSED STAIN:									
STAINS W/ GLAZE:									
				Sable Glaze	Onyx Glaze	Ebony Glaze			
WEATHERED STAIN:	Ash Brown C 	Bourbon C 	Tavern M 						
					AGED STAIN:		Ash Brown C 	Bourbon C 	Tavern M 

## PAINT














	Dove White	Warm White	Canvas	Surfside	Moonshine	Linen	Pebble Grey	Burmese	Bonsai
PAINT:									
DISTRESSED PAINT:									
VINTAGE PAINT:									
PAINTS W/ HIGHLIGHT:									
	Cinder Highlight		Cinder Highlight		Cinder Highlight	Cinder Highlight			
									
	Cocoa Highlight		Cocoa Highlight		Cocoa Highlight	Cocoa Highlight	Cocoa Highlight		







# FINISHES.

<b>Chestnut</b> M	<b>Autumn Blush</b> RA, C, O, QO	<b>Saddle</b> RA, C, H, RH, M, O, QO	<b>Cabernet</b> RA, C, M	<b>Kaffé</b> RA, C, H, RH, M, O, QO	<b>Cannon Grey</b> RA, C, M, O, QO	<b>Molasses</b> RA, C, H, RH, M, O, QO	<b>Peppercorn</b> RA, C, M, O, QO	<b>Slate</b> C, H, RH, M, O, QO
								
								
	RA, C, O, QO		RA, C					
								
Onyx Glaze	Onyx Glaze		Onyx Glaze					
	<b>Phantom</b> H, RH, M, O, QO	<b>Driftwood</b> H, RH, M, O, QO	<b>Limestone</b> H, RH, M, O, QO			<b>Distressed Phantom</b> H, RH, M, O, QO	<b>Distressed Driftwood</b> H, RH, M, O, QO	<b>Distressed Limestone</b> H, RH, M, O, QO
								

TRANSLUCENT STAIN:

DISTRESSED TRANSLUCENT STAIN:

<b>Lagoon</b>	<b>Greyloft</b>	<b>Midnight</b>	<b>Onyx</b>	<b>Riverbed</b>
				
	C	C	C	
				
	C	C	C	
				
				
	Sable Highlight	Onyx Highlight		

	<b>Aged Concrete</b>	<b>Aged River Rock</b>	<b>Aged Papyrus</b>
			
	<b>Weathered Concrete</b>	<b>Weathered River Rock</b>	<b>Weathered Papyrus</b>
			

AGED PAINT:

WEATHERED PAINT:

## AVAILABLE WOOD SPECIES:

Rustic Alder (RA), Cherry (C), Hickory (H), Rustic Hickory (RH), Maple (M), Oak (O), Quartersawn Oak (QO)  
Paints are available only on maple unless otherwise noted.

DESIGNING A DIFFERENT KIND OF DOOR

# GLASS DOOR STYLES

From classic to contemporary, glass allows for various patterns and textures to be introduced into a kitchen, creating more space and dimension, making the area feel larger.



*Bistro*



*Traditional Mullion*



*Satina*



*Prism*



*Showcase Nullion*



*Moire*

See more  
glass door  
options at  
[cardell.com](http://cardell.com).



HANNAFORD  
Maple  
Dove White w/  
Cinder Highlight



# SMART STORAGE

The beauty of a kitchen lies in making it work for you. Our expansive offering of innovative storage options solves common storage challenges and just makes life easier.



WOOD TIERED  
DRAWER STORAGE



CHROME DELUXE  
ROLL-OUT TRAYS

POPULAR  
CHOICES



LAZY  
SUSAN



STAINLESS  
UTENSIL TRAY

POPULAR  
CHOICES



BASE TOP MOUNT  
WASTEBASKET



DOUBLE  
WASTEBASKET

## BASE CABINET-STORAGE SOLUTIONS



ADJUSTABLE DRAWER  
DIVIDERS



DEEP DRAWER ORGANIZER  
WITH CANISTER STORAGE



PEGGED DRAWER  
ORGANIZER



CHARGING  
DRAWER



KNIFE SECTION  
CUTTING CENTER



K-CUP® DRAWER ORGANIZER  
KIT



TOE KICK  
DRAWER



BASE BLIND CORNER WITH  
CHROME SWING-OUT



BASE CORNER  
DRAWER CABINET



BASE CLEANING  
STORAGE CABINET



BASE PANTRY PULL-OUT  
UTENSIL STORAGE



BASE STEP  
STOOL CABINET



# SINK-BASE STORAGE



SINK BASE MULTI-STORAGE CABINET



SINK BASE PLASTIC BAG DOOR STORAGE UNIT

## COREGUARD® SINK BASE

Add an easy-to-clean layer of defense between a potential leaky pipe or spilled cleaning product and your cabinetry. Made of an engineered polymer, the CoreGuard® Sink Base provides beautiful style outside with lasting protection inside.

POPULAR  
CHOICE



### SMART

- Ribbed floor keeps stored items dry
- See spills sooner with forward sloping deck
- Protects your investment
- Lifetime Limited Warranty\*, for as long as you own your cabinets



### DURABLE

- Easy to clean polymer
- Resists damage and stains
- Built to last



### FLEXIBLE

- Available in 24, 27, 30, 33 and 36" widths
- Kitchen and vanity sink base options

\* Visit [www.cardell.com/resources/warranty/](http://www.cardell.com/resources/warranty/) for complete details.

K-CUP® is a registered trademark of Keurig Green Mountain, Inc.



# WALL-CABINET STORAGE



INTEGRATED MESSAGE CENTER - WALL



WALL ANGLE CHROME  
LAZY SUSAN



TIERED STORAGE SHELVES

## WALL CABINET-STORAGE SOLUTIONS



UNDER CABINET SHELF



SPICE RACK KIT



WALL REVERSE-A-SHELF

# LET'S GET STARTED.

## THE BASICS

Estimated project start date: \_\_\_\_\_ Estimated project budget: \_\_\_\_\_  
Is this a remodel or new construction? \_\_\_\_\_

When do you want the cabinets to arrive? (These dates can be approximate.)

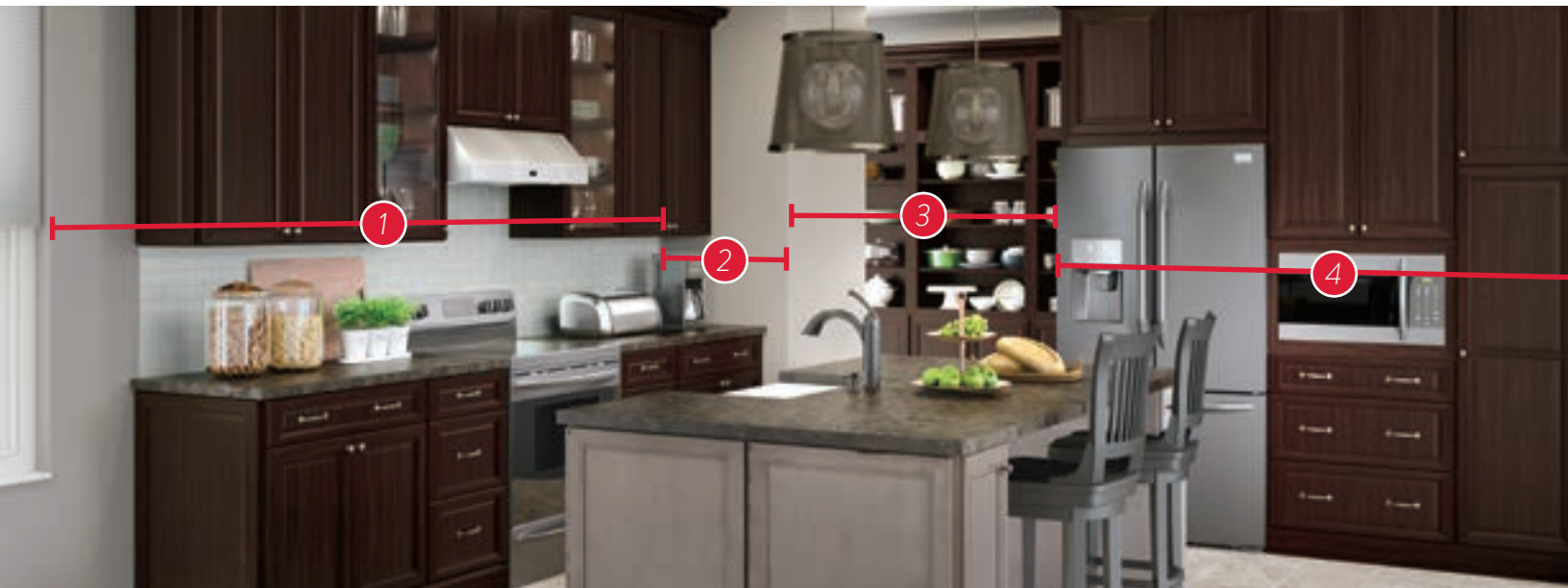
Cabinet start date: \_\_\_\_\_ Cabinet finish date: \_\_\_\_\_

## MEASURE

To accurately measure your space, follow these tips to draw your kitchen to scale.

1. Measure from the corner to the outside of the trim or treatment of the nearest door or window. Mark this measurement.
2. Next, measure the door or window from trim to trim (or the edges of the window treatment), making sure to use the outsides of the trim.
3. Measure from the outside of the trim or treatment to the next window or door and repeat step 2. If there is not another window or door on this wall, measure from the outside of the trim to the next corner.
4. Repeat this process, working clockwise around the room. This helps ensure you don't miss anything.

*As you make your measurements, be sure to mark any lights, switches, electrical outlets and plumbing on the design grid, noting how far everything is from the floor, as well. It is also a good idea to mark which walls are interior and which are exterior. We've provided graph paper on page 47 to get started.*





## THE SPACE

Floor to ceiling height: \_\_\_\_\_ ft. \_\_\_\_\_ in.  
 Floor to soffit\* height: \_\_\_\_\_ ft. \_\_\_\_\_ in.  
 Soffit depth: \_\_\_\_\_ ft. \_\_\_\_\_ in.  
 Length of room: \_\_\_\_\_ ft. \_\_\_\_\_ in.  
 Width of room: \_\_\_\_\_ ft. \_\_\_\_\_ in.

Will you be moving the location of any doors or windows? Yes No

Windows (measured from the outside edge of the trim):

\_\_\_\_\_ in. x \_\_\_\_\_ in. \_\_\_\_\_ in. x \_\_\_\_\_ in.  
 \_\_\_\_\_ in. x \_\_\_\_\_ in. \_\_\_\_\_ in. x \_\_\_\_\_ in.

*\*Soffits are found in some kitchens. A soffit is located between the cabinets and the ceiling and is attached to the ceiling.*

Doors (measured from the outside edge of the trim):

Size	Hinge	Door Opens
_____ in. x _____ in.	Left ___ Right ___	Inside ___ Outside ___
_____ in. x _____ in.	Left ___ Right ___	Inside ___ Outside ___
_____ in. x _____ in.	Left ___ Right ___	Inside ___ Outside ___

*When measuring doors, pay attention to their swing. How far a door swings into your kitchen may affect cabinet placement.*

Plumbing: Keep \_\_\_ Will Change \_\_\_ Will Move \_\_\_ Will Be Updated \_\_\_  
 Electrical: Keep \_\_\_ Will Change \_\_\_ Will Move \_\_\_ Will Be Updated \_\_\_

## APPLIANCES

List any of the appliances, new or repurposed, that you plan to incorporate into your layout.

Appliance	Size (W x D x H)	Hinge Position (When Facing Appliance)
_____	_____	_____
_____	_____	_____
_____	_____	_____
_____	_____	_____
_____	_____	_____
_____	_____	_____

## THE DESIGN

Bring your inspirations, must-haves and dislikes when you start designing online or with a Menards Team Member. Include color schemes, storage features, materials you're drawn to and anything that catches your eye.

Likes

---

---

---

---

---

---

---

---

---

---

---

---

---

---

---

---

---

---

---

---

---

---

---

Dislikes

---

---

---

---

---

---

---

---

---

---

---

---

---

---

---

---

---

---

---

---

---

---

---

If you do not have a separate dining area, will your new kitchen include a table or island?  
Please note the size and shape of the table or island here:

\_\_\_\_\_ in. x \_\_\_\_\_ in. Shape: \_\_\_\_\_

Consider any special accommodations necessary for the way you use your kitchen. Does your kitchen need to be wheelchair accessible? Will you need special storage options?

---

---

---

---

---

---

---

---

---

---

---

---

---

---

---

---

---

---

---

---

---

---

---

Preferred wood species: \_\_\_\_\_

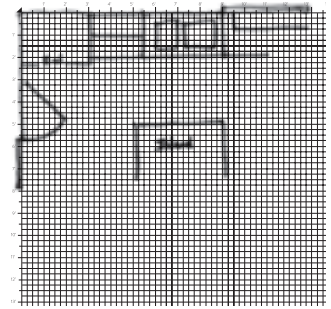
Preferred color: \_\_\_\_\_

Preferred panel style: \_\_\_\_\_




## THE LAYOUT

Use this grid to begin to sketch the configuration of your kitchen. Be sure to mark the doors, windows, appliances and plumbing. **Once you've finished, bring your sketches to Menards to work with a Team Member for a FREE custom design and estimate.**



REFERENCE

## YOUR CURRENT KITCHEN





**cardell**  
CABINETRY®

AVAILABLE EXCLUSIVELY AT



CREATE WITH US.

Cardell® cabinetry is offered in three distinct cabinetry collections, from a take-it-home-today offering to a just-about-anything-you-can-dream-of design. This gives you the freedom to choose the right cabinets for your style, budget and timeline.

Finding the right cabinetry at the right price has never been easier.

[www.cardell.com](http://www.cardell.com)

**cardell**  
CONCEPTS

**cardell**  
CORNERSTONE  
COLLECTION

**cardell**  
DESIGNER  
COLLECTION

The photography and color samples shown have been reproduced as accurately as printing technologies permit and are for representation only. To ensure the highest satisfaction, we strongly recommend that you visit your local Menards® store to view an actual product sample prior to ordering cabinetry.

©2020 Cabinetworks Group Michigan, LLC. Printed in the USA  
CAR-DESPG-0320